

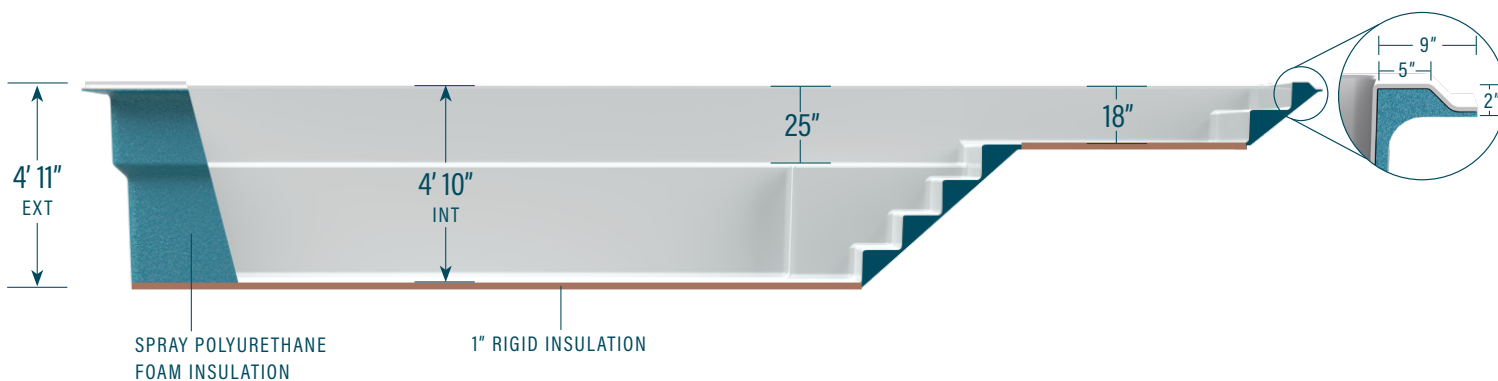
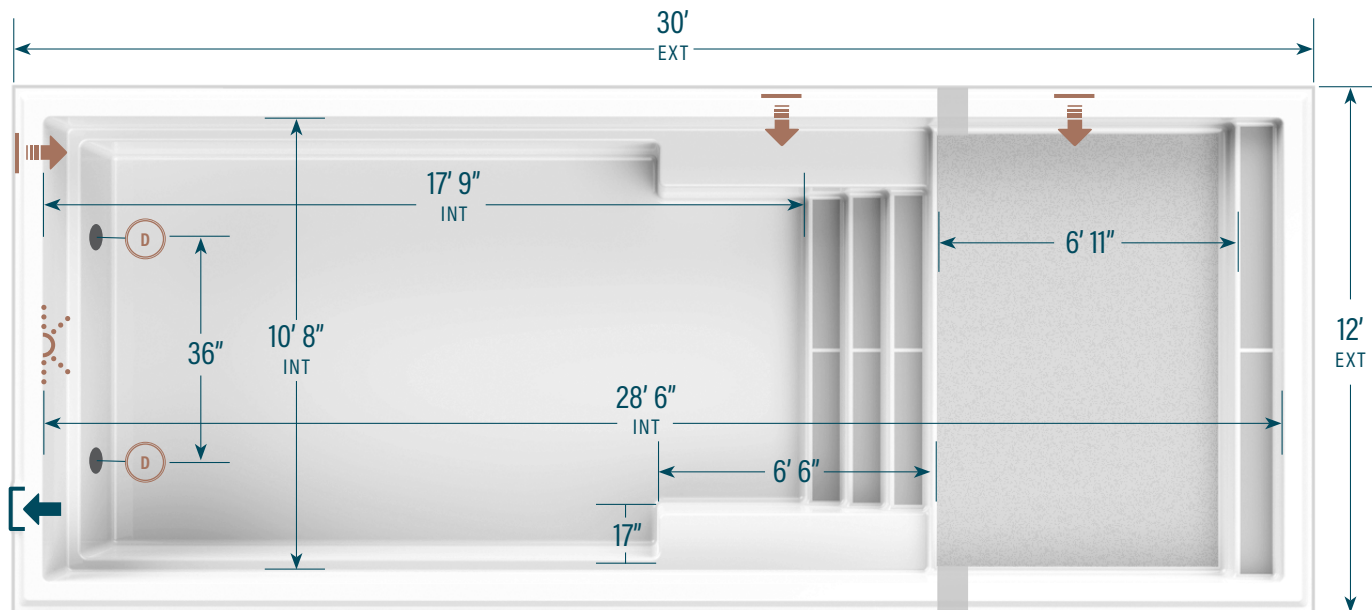

# moVa

CONTEMPORARY POOLS

## 12' x 30' with sun ledge

**CAPACITY**  
6,957 US gallons

**SHELL WEIGHT**  
1,820 lbs



### LEGEND

SKIMMER		SIDE BOTTOM DRAIN		WATER RETURN		LED LIGHT	
Positioning of these elements is standard. Modifications can be requested. Ask your retailer.							

### STANDARD COLORS\*

WILD WOLF	SEA FOAM	SAPPHIRE BLUE
*Other colors available. Additional delays may apply. Ask your retailer.		

Mova Pools are supplied with VGBA Compliant Fixtures – The plumbing system must be designed to comply with ANSI/APSP-7 STANDARD FOR SUCTION ENTRAPMENT AVOIDANCE IN POOLS AND SPAS (latest revision). The information in this document is provided for informational purposes only. Consult an authorized dealer and the Mova Pools installation guide for product specifications and installation instructions before purchasing a pool. An installation that does not conform to the instructions may void your warranty.

[MOVAPOLS.COM](http://MOVAPOLS.COM)